

"This is the best book ever written for a beginner." Chicago Tribune

DLS FOR UMPIES[®]

3rd Edition

Run DOS
applications on
your Windows PC

**A Reference
for the
Rest of Us!**



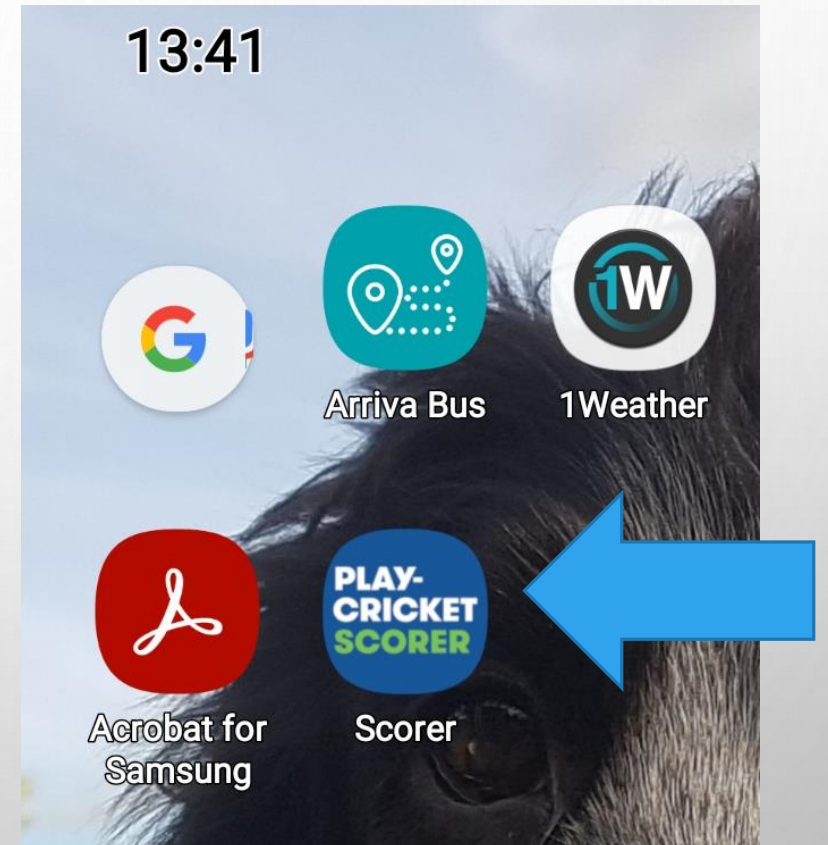
Dan Gookin
#1 bestselling author of
PCs For Dummies[®]

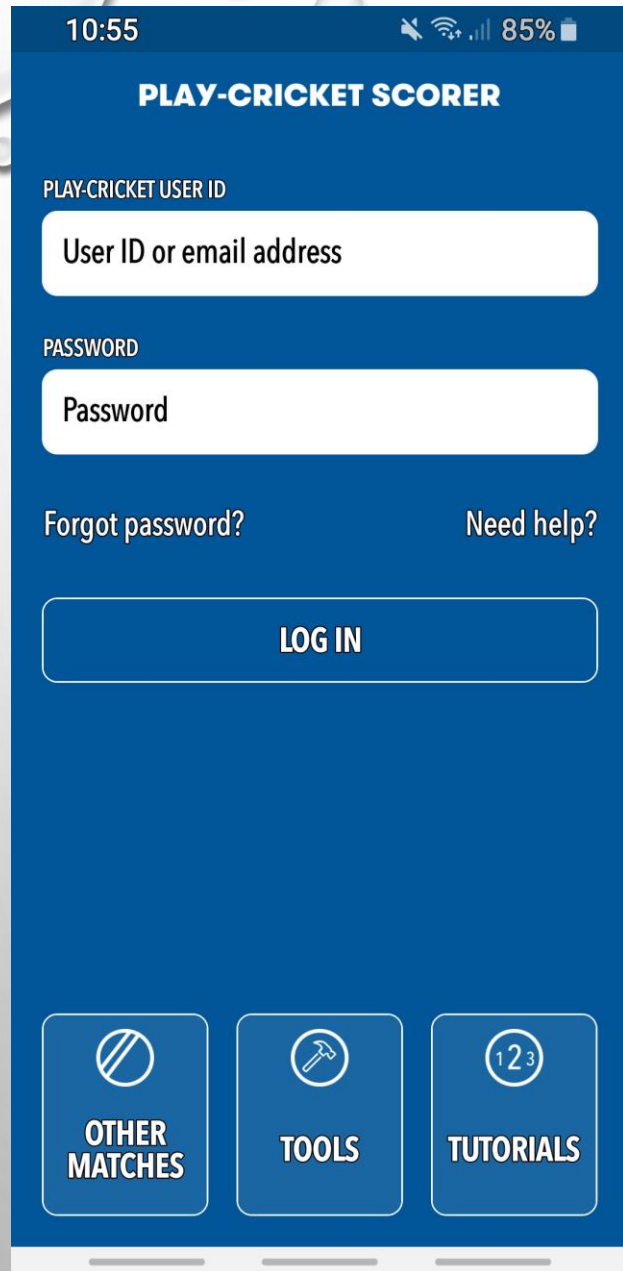
WHEN TO USE

- TIER 1 – IN T20 & WL (WIN LOSE) MATCHES
- TIERS 2 & 3 – ALL NCL MATCHES
- WHEN THERE IS AN INTERRUPTION WHICH RESULTS IN THE NUMBER OF OVERS BEING REDUCED.

WHAT & HOW TO USE

- LOCATE AND OPEN THE PLAY CRICKET SCORER APP ON YOUR PHONE
- GET TOGETHER WITH YOUR COLLEAGUE – AWAY FROM THE PLAYERS
- GO THROUGH SLOWLY & TOGETHER





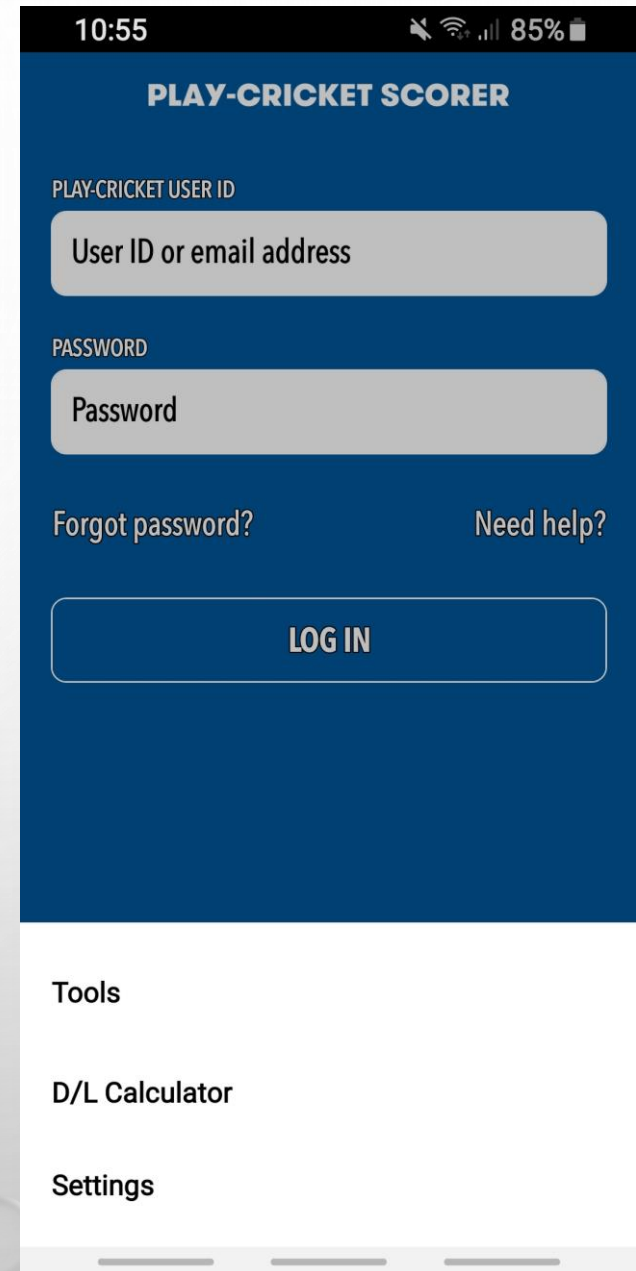
Once open

Do not worry about your
USERID

Tap the TOOLS icon

That will bring up another
menu option

Tap on D/L Calculator



10:56 85%

PLAY-CRICKET SCORER

PLAY-CRICKET USER ID

User ID or email address

PASSWORD

Password

Forgot password? Need help?

LOG IN

- D/L Calculator
- Duckworth-Lewis (Standard)
- Duckworth-Lewis-Stern

After you have tapped on D/L Calculator

You tap the Duckworth-Lewis-Stern option

That will bring up the screen to the right

This is your starting point

13:56 58%

Cancel **DLS CALCULATOR** Clear

Overs: 50 G50 Value: 245

	1st Innings	2nd Innings
	OVERS	RUNS
BT Batting Team 1		
TOTAL	50	<input type="text"/>

Suspension Periods >

HAVE A GO. WE'LL START WITH THE EASIER SCENARIOS

- TEAM A HAVE COMPLETED THEIR INNINGS & SCORED 240
- TAP ON 2ND INNINGS TO SEE THE TARGET SCORE

14:03 56%

Cancel **DLS CALCULATOR** Clear

Overs: 50 G50 Value: 245

1st Innings 2nd Innings

OVERS RUNS

BT Batting Team 1

TOTAL	50	240
-------	----	-----

HAVE A GO

WE'LL START WITH THE EASIER SCENARIOS

- TEAM A HAVE COMPLETED THEIR INNINGS & SCORED 240
- TAP ON 2ND INNINGS TO SEE THE TARGET SCORE
- YOU WILL SEE THE TARGET SCORE IS 241

The screenshot shows a mobile application interface for a DLS Calculator. At the top, the status bar displays the time 14:05, signal strength, Wi-Fi, and 55% battery. The app title is "DLS CALCULATOR" with "Cancel" and "Clear" buttons. Below this, there are input fields for "Overs:" (50) and "G50 Value:" (245). A tabbed interface shows "1st Innings" and "2nd Innings", with "2nd Innings" selected. Underneath, a table-like structure shows "OVERS", "RUNS", and "WICKETS". A green circle with "BT" indicates "Batting Team 2". The table shows "STARTING" (50), "PENALTY RUNS CONCEDED" (0), "TARGET SCORE" (50 and 241), and "PAR SCORE" (0, 0, 0). At the bottom, there is a "Suspension Periods" section with a right arrow.

	OVERS	RUNS	WICKETS
BT Batting Team 2			
STARTING	50		
PENALTY RUNS CONCEDED		0	
TARGET SCORE	50	241	
PAR SCORE	0	0	0

Suspension Periods >

HAVE A GO – WE’LL START WITH THE EASIER SCENARIOS

- TEAM B HAVE BEEN BATTING FOR 20 OVERS & REACHED 100-3
- THERE IS AN INTERRUPTION TO THE MATCH, MEANING THE SECOND INNINGS IS REDUCED TO 30 OVERS.
- TAP ON SUSPENSION PERIODS

14:05 55%

Cancel **DLS CALCULATOR** Clear

Overs: G50 Value:

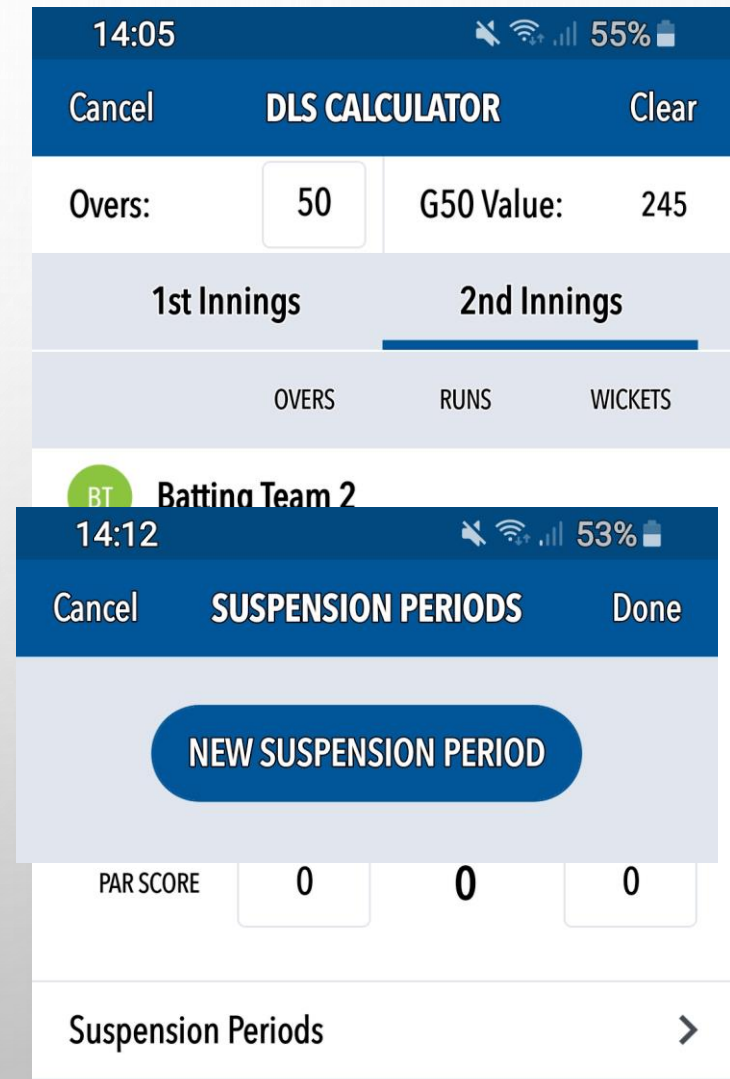
1st Innings **2nd Innings**

	OVERS	RUNS	WICKETS
BT Batting Team 2			
STARTING	<input type="text" value="50"/>		
PENALTY RUNS CONCEDED		<input type="text" value="0"/>	
TARGET SCORE	<input type="text" value="50"/>	241	
PAR SCORE	<input type="text" value="0"/>	<input type="text" value="0"/>	<input type="text" value="0"/>

Suspension Periods >

HAVE A GO – WE’LL START WITH THE EASIER SCENARIOS

- TEAM B HAVE BEEN BATTING FOR 20 OVERS & REACHED 100-3
- THERE IS AN INTERRUPTION TO THE MATCH, MEANING THE SECOND INNINGS IS REDUCED TO 30 OVERS.
- THEN TAP ON NEW SUSPENSION PERIOD



HAVE A GO – WE’LL START WITH THE EASIER SCENARIOS

- TEAM B HAVE BEEN BATTING FOR 20 OVERS & REACHED 100-3
- THERE IS AN INTERRUPTION TO THE MATCH, MEANING THE SECOND INNINGS IS REDUCED TO 30 OVERS THEREFORE THERE ARE 10 OVERS REMAINING
- ENTER THE DATA AND TAP DONE ON THE SCREEN KEY PAD, THEN DONE AT THE TOP OF THE SCREEN

The screenshot shows a mobile application interface for entering suspension period data. At the top, the status bar displays the time 14:16, signal strength, Wi-Fi, and 52% battery. Below the status bar is a blue header with 'Cancel', 'SUSPENSION PERIODS', and 'Done' buttons. The main content area is titled 'Suspension 1' with a red 'X' close button. It contains four input fields: 'AT OVER' with the value 20, 'RUNS' with the value 100, 'WICKETS LOST' with the value 3, and 'OVERS REMAINING AFTER SUSPENSION' with the value 10. Below the input fields is a blue button labeled 'NEW SUSPENSION PERIOD'. At the bottom is a numeric keypad with buttons for digits 1-9, 0, a backspace key (X), a 'Done' key, a decimal key (.-), and a comma key (,).

Field	Value
AT OVER	20
RUNS	100
WICKETS LOST	3
OVERS REMAINING AFTER SUSPENSION	10

HAVE A GO – WE’LL START WITH THE EASIER SCENARIOS

- THE APP HAS PRODUCED A REVISED TARGET SCORE OF 170
- AFTER 20 OVERS THE PAR SCORE OF 95 IS DISPLAYED.
- TO WIN TEAM B MUST ACHIEVE THE PAR SCORE PLUS 1
- TEAM B HAVE ALREADY SCORED 100 RUNS FOR THE LOSS OF 3 WICKETS SO IF THERE WAS NO FURTHER PLAY POSSIBLE THEY WOULD WIN BY 5 RUNS BY D/L METHOD
- IF PLAY CONTINUES FOR THE REMAINING 10 OVERS THEY WOULD NEED TO SCORE 170.

14:19 51%

Cancel **DLS CALCULATOR** Clear

Overs: G50 Value:

	1st Innings	2nd Innings	
	OVERS	RUNS	WICKETS
BT Batting Team 2			
STARTING	50		
PENALTY RUNS CONCEDED		<input type="text" value="0"/>	
TARGET SCORE	30	170	
PAR SCORE	<input type="text" value="20"/>	95	<input type="text" value="3"/>
Suspension Periods	>		

INTERRUPTION DURING THE 1ST INNINGS

- AFTER 25 OVERS OF THE 1ST INNINGS, WITH THE SCORE AT 98-2, THERE IS AN INTERRUPTION WHICH CAUSES A DELAY & OVERS TO BE LOST
- THE MATCH IS REDUCED TO 35 OVERS PER INNINGS
- TAP DONE THEN
- INPUT THE FINAL SCORE – 150
- PROGRESS TO SECOND INNINGS & YOU SHOULD NOW SEE AN ADJUSTED TARGET OF ?

The screenshot shows a mobile application interface for recording a suspension period. At the top, the status bar displays the time 14:39, signal strength, Wi-Fi, and 48% battery. Below the status bar is a blue header with 'Cancel', 'SUSPENSION PERIODS', and 'Done' buttons. The main content area is titled 'Suspension 1' with a red close button (X) in the top right corner. It contains four input fields for recording match statistics: 'AT OVER' with the value 25, 'RUNS' with the value 98, 'WICKETS LOST' with the value 2, and 'OVERS REMAINING AFTER SUSPENSION' with the value 10. At the bottom, there is a large blue button labeled 'NEW SUSPENSION PERIOD'.

AT OVER	25
RUNS	98
WICKETS LOST	2
OVERS REMAINING AFTER SUSPENSION	10

NEW SUSPENSION PERIOD

INTERRUPTION DURING THE 1ST INNINGS

- AFTER 25 OVERS OF THE 1ST INNINGS, WITH THE SCORE AT 98-2, THERE IS AN INTERRUPTION WHICH CAUSES A DELAY & OVERS TO BE LOST
- THE MATCH IS REDUCED TO 35 OVERS PER INNINGS
- TAP DONE THEN
- INPUT THE FINAL SCORE – 150
- PROGRESS TO SECOND INNINGS & YOU SHOULD NOW SEE AN ADJUSTED TARGET OF ?

The screenshot shows a mobile application interface for a DLS Calculator. At the top, the status bar displays the time 14:43, signal strength, Wi-Fi, and 47% battery. Below the status bar is a blue header with 'Cancel', 'DLS CALCULATOR', and 'Clear' buttons. The main area has a white background with a blue border. It features a table with columns for 'Overs' and 'G50 Value'. The 'Overs' column has a value of 50, and the 'G50 Value' column has a value of 245. Below this is a section for '1st Innings' and '2nd Innings'. The '1st Innings' section is highlighted with a blue underline. It shows a table with columns for 'OVERS' and 'RUNS'. The '1st Innings' row shows 'TOTAL' with 35 overs and 150 runs. Below this is a 'Suspension Periods' section with a right arrow.

Overs:	G50 Value:
50	245

	1st Innings	2nd Innings
	OVERS	RUNS
BT Batting Team 1	TOTAL	35
		150

Suspension Periods >

INTERRUPTION DURING THE 1ST INNINGS

- PROGRESS TO SECOND INNINGS & YOU SHOULD NOW SEE AN ADJUSTED TARGET OF ?

14:45 46%

Cancel **DLS CALCULATOR** Clear

Overs: G50 Value:

1st Innings **2nd Innings**

	OVERS	RUNS	WICKETS
BT Batting Team 2			
STARTING	<input type="text" value="35"/>		
PENALTY RUNS CONCEDED		<input type="text" value="0"/>	
TARGET SCORE	35	178	
PAR SCORE	<input type="text" value="0"/>	0	<input type="text" value="0"/>

Suspension Periods [>](#)

INTERRUPTION DURING BOTH INNINGS

- AFTER 11 OVERS OF THE FIRST INNINGS, WITH THE SCORE AT 45-0, THERE IS A INTERRUPTION WHICH CAUSES A DELAY & OVERS TO BE LOST
- THE MATCH IS REDUCED TO 30 OVERS PER INNINGS

The screenshot shows a mobile application interface for recording a suspension period. At the top, the status bar displays the time 14:51, signal strength, Wi-Fi, and 44% battery. Below the status bar is a dark blue header with 'Cancel' on the left, 'SUSPENSION PERIODS' in the center, and 'Done' on the right. The main content area is titled 'Suspension 1' with a red close button (X) in the top right corner. It contains four input fields for recording match statistics: 'AT OVER' with the value 11, 'RUNS' with the value 45, 'WICKETS LOST' with the value 0, and 'OVERS REMAINING AFTER SUSPENSION' with the value 19. At the bottom of the screen is a large blue button with the text 'NEW SUSPENSION PERIOD'.

AT OVER	11
RUNS	45
WICKETS LOST	0
OVERS REMAINING AFTER SUSPENSION	19

NEW SUSPENSION PERIOD

INTERRUPTION DURING BOTH INNINGS

- 1ST INNINGS CONCLUDES WITH THE SCORE OF 180
- REVISED TARGET OF ??
- TAP ON 2ND INNINGS TO FIND OUT

1st Innings		2nd Innings	
	OVERS		RUNS
BT Batting Team 1			
TOTAL	30		180

Suspension Periods >

2ND INNINGS

- 30 OVERS AVAILABLE – TARGET 203
- FURTHER INTERRUPTION IN PLAY AFTER 9 OVERS OF THE 2ND INNINGS WITH THE SCORE ON 36-3
- THERE ARE NOW 13 MORE OVERS REMAINING IN THE 2ND INNINGS
- NEW TARGET SCORE ??

14:57 42%

Cancel SUSPENSION PERIODS Done

Suspension 1 ✕

AT OVER	9
RUNS	36
WICKETS LOST	3
OVERS REMAINING AFTER SUSPENSION	13

NEW SUSPENSION PERIOD

1	2	3	✕
4	5	6	Done
7	8	9	.-
	0		,

2ND INNINGS

- NEW TARGET SCORE 168

14:59 41%

Cancel DLS CALCULATOR Clear

Overs: 50 G50 Value: 245

	1st Innings	2nd Innings	
	OVERS	RUNS	WICKETS
BT Batting Team 2			
STARTING	30		
PENALTY RUNS CONCEDED		0	
TARGET SCORE	22	168	
PAR SCORE	9	69	3

Suspension Periods >